
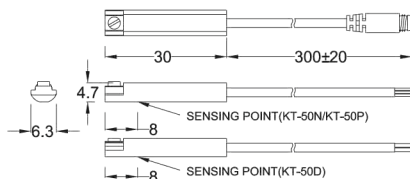


Patented

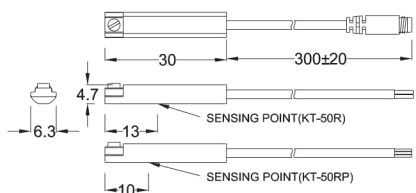


### ■ DIMENSION

-50N, -50P, -50D / -50N-QD, -50P-QD, -50D-QD



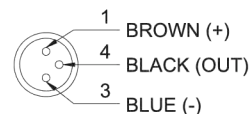
-50R, -50RP / -50R-QD, -50RP-QD



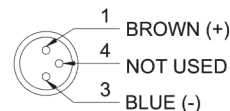
Unit:mm

### ■ QD PINOUT

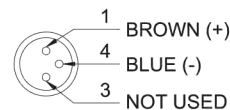
\*3 wire QD wiring



\*2 wire QD wiring



\*2 wire EQD wiring



### ■ SPECIFICATION

TYPE	BTC-50R	BTC-50D	BTC-50N	BTC-50P	BTC-50RP
CONNECT DIAGRAM					
CHARACTERISTICS					
WIRING METHOD	2-Wire Type		3-Wire Type		
SWITCHING LOGIC	SPST, Normally Open	Solid State Output, Normally Open		SPST, Normally Open	
SENSOR TYPE	Reed Switch	--	NPN Current Sinking	PNP Current Sourcing	Reed Switch
OPERATING VOLTAGE	5~240V DC/AC	10~28V DC	10~30V DC		10~30V DC/AC
SWITCHING CURRENT	100 mA max.	50 mA max.	200 mA. max		500 mA. max
CONTACT RATING	10 W max.	1.5 W max.	6W max.		10W max.
CURRENT CONSUMPTION	--		20 mA @ 24V DC max.		5 mA @ 24V DC max.
VOLTAGE DROP	3.0 V max.	3.5 V max.	1.5 V max.		0.1 V @100mA max.
LEAKAGE CURRENT	--	0.8 mA max.	0.05 mA max.		--
INDICATOR	Red LED			Yellow LED	
CABLE	ø3, 2C, PUR		ø3, 3C, PUR		
OPERATING FREQUENCY	200 Hz		1000 Hz		200 Hz
MAGNET REQUIREMENT (NOTE 1)			65 Gauss		
TEMPERATURE RANGE			-10~70°C		
SHOCK (NOTE 2)	30 G		50 G		30 G
VIBRATION (NOTE 3)			9 G		
ENCLOSURE CLASSIFICATION			IEC 529 IP 67		
PROTECTION CIRCUIT (NOTE 4)	1	2,4	2,3,4		1

NOTE:

1. Measuring standard target: ø15.5Xø8X5t (Anisotropy rubber magnet)
2. Sin wave / X ` Y ` Z 3 directions / 3 times each direction / 11 ms each time.
3. Double amplitude 1.5 mm / 10Hz~55Hz~10Hz (Sweep 1 min) / X ` Y ` Z 3 directions / 1 hour each time.
4. 1=None / 2=Short-circuit / 3=Power Source Reverse polarity / 4=Surge Suppression

### ■ GROOVE DIMENSION

-----BTC-50 & BTC-51 series can be applied to many kind of cylinders-----

