



Order example

LN32H — P — □

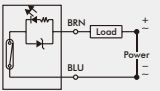
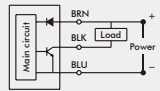
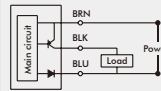
MODEL

Blank: Lead wire
QD: Connector

SENSOR TYPE

Blank: 2 wire
N: 3 wire (NPN)
P: 3 wire (PNP)

Specification

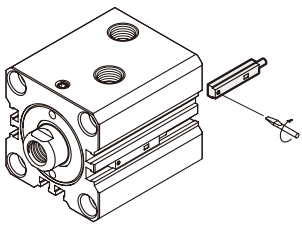
Model	LN32H	LN32H-N	LN32H-P
Wiring method	2 wire	3 wire	
Switching logic	Normally open	Solid state output, normally open	
Switch Type	Reed switch	NPN current sinking	PNP current sinking
Operating voltage	5~240V DC/AC	10~30V DC	
Switching current	100mA max.	200mA max.	
Switching rating(*1)	10W max.	3W max.	
Current consumption	—	OFF:7mA(24V) ON:17mA(24V) max.	
Voltage drop	3.5V max.	2.0V max.	
Indicator	Red LED		Yellow LED
Cable	ø3.3, 2C, PVC	ø3.3, 3C, PVC	
Temperature range	-10~+70°C (No freezing)		
Enclosure classification	IEC 60529 IP67		
Protection circuit (*2)	1	3, 4	
Symbol			

*1. Warning: Never exceed rating (watt=voltage×amperage).

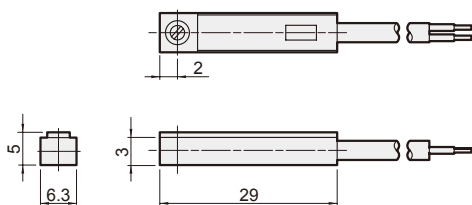
*2. 1=None / 2=Short-circuit / 3=Power source reverse polarity / 4=Surge suppression.

*3. Caution for safety please refer to page 8-8~9.

Assembling style

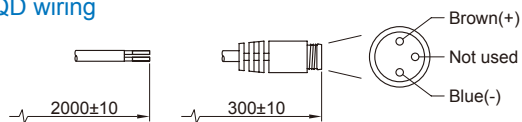
Cylinder type	MHCB-M				
Order	LN32H				
Tube I.D.	25	32	40	50	63
Mounting clamp					

Dimension



Wiring of the QD

• 2 wire QD wiring



• 3 wire QD wiring

