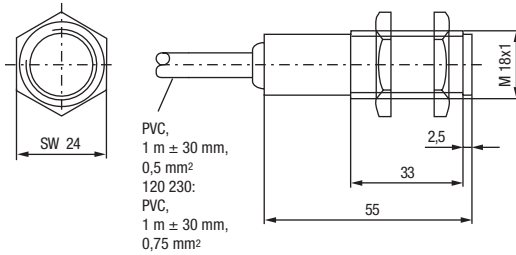


Rohrschalter

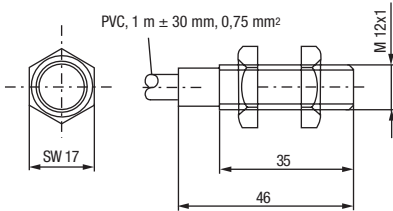
Cylindrical proximity switches

Interrupteurs cylindriques


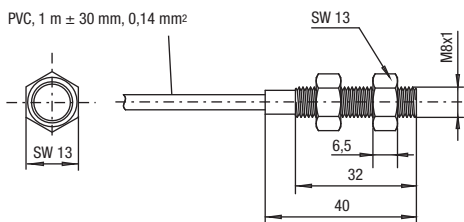
120 ...



122 ...



130 212 DB11



Typen Nr. type no. référence	Schaltspannung switching voltage tension de commutation	Schaltstrom switching current courant de commutation	Schaltleistung switching power pouvoir de coupure	Kontaktform* contact form* type de contact*
120 310	max. 250 V	max. 1,0 A	max. 20 W / 30 VA	A
120 320	max. 250 V	max. 1,0 A	max. 20 W / 30 VA	B
120 230	max. 48 V	max. 0,3 A	max. 3 W / 3 VA	C
122 310	max. 250 V	max. 1,0 A	max. 20 W / 30 VA	A
122 320	max. 250 V	max. 1,0 A	max. 20 W / 30 VA	B
122 230	max. 48 V	max. 0,3 A	max. 3 W / 3 VA	C
130 212 DB11	max. 48 V	max. 0,5 A	max. 10 W / 10 VA	A

Typen Nr. type no. référence	Schutzart protection class protection	Temperaturbereich temperature range plage de température	Material material matériaux
120 310	IP 67	-25...+75°C	PA
120 320			
120 230			
122 310			
122 320			
122 230			
130 212 DB11			

* A = Schließer, B = Öffner, C = Wechsler
A = N.O., B = N.C., C = C.O.
A = NO, B = NF, C = inverseur