



Order example

RHN — □

MODEL

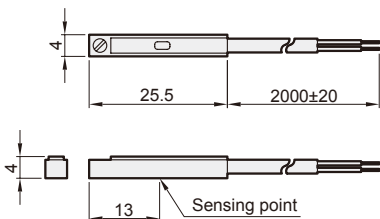
Blank: Reed Switch
N: NPN
P: PNP

WIRE LENGTH OF CABLE

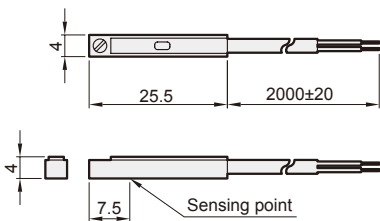
Blank: L=2000mm
1M: L=1000mm
QD: M8 3PIN connector
EQD: M8 3PIN connector
 * Special order is available.

Dimension

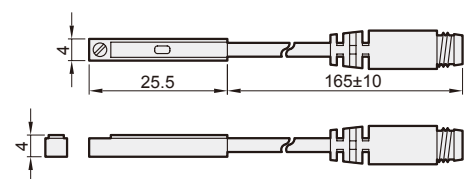
RH



RHN, RKP



RH-QD

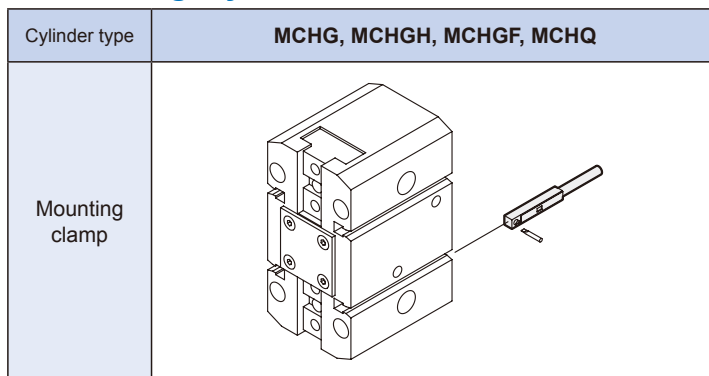


Specification

Model	RH	RHN	RHP
Wiring method	2 wire	3 wire	
Switching logic	SPST normally open	Solid state output, normally open	
Switch type	Reed switch	NPN current sinking	PNP current sourcing
Operating voltage	5~120V DC/AC	5~30V DC	
Switching current	100mA max.	200mA max.	
Switching rating(*1)	10W max.	6W max.	
Current consumption	—	8 mA@24V max.	
Voltage drop	3.5V max.	1V@200 mA max.	
Leakage current	—	0.01mA max.	
Indicator	Red LED	Red LED	Green LED
Cable	ø2.8, 2C, PUR	ø2.8, 3C, PUR	
Temperature range	-10~+70°C (No freezing)		
Shock (*2)	30G	50G	
Vibration (*3)	9G		
Enclosure classification	IEC 60529 IP67		
Protection circuit (*4)	1	1, 3, 4	
Connect diagram			

- *1. Warning: Never exceed rating (watt=voltage×amperage).
- *2. Sin wave / X.Y.Z. 3 directions / 3 times each direction / 11ms each time.
- *3. Double amplitude 1.5mm / 10Hz~55Hz~10Hz(Sweep 1min) / X.Y.Z. 3 directions / 1 hour each time.
- *4. 1=None / 2=Short-circuit / 3=Power source reverse polarity / 4=Surge suppression
- *5. Caution for safety please refer to the page 8-8~9.

Assembling style



Wiring of the QD

