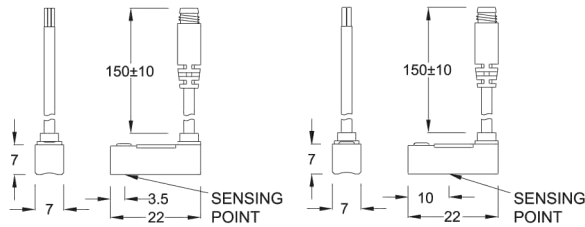


BTC-15 SERIES

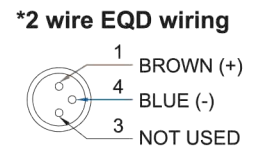
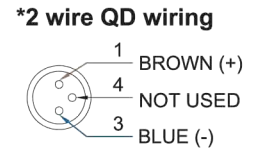
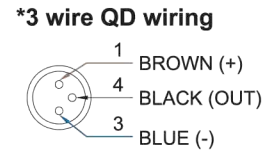
■ DIMENSION

BTC-15N, BTC-15P, BTC-15R, BTC-15R-QD,
 BTC-15N-QD, BTC-15P-QD



Unit:mm

■ QD PINOUT



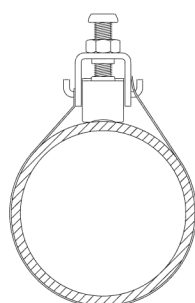
■ SPECIFICATION

TYPE	BTC-15R	BTC-15N	BTC-15P
CONNECT DIAGRAM			
CHARACTERISTICS			
WIRING METHOD	2-Wire Type	3-Wire Type	
SWITCHING LOGIC	SPST, Normally Open	Solid State Output, Normally Open	
SENSOR TYPE	Reed Switch	NPN Current Sinking	PNP Current Sourcing
OPERATING VOLTAGE	5~240V DC/AC	5~30V DC	
SWITCHING CURRENT	100 mA max.	200 mA max.	
CONTACT RATING (NOTE 1)	10 W max.	6 W max.	
CURRENT CONSUMPTION	--	20 mA @ 24V DC max.	
VOLTAGE DROP	3 V max.	0.5 V max.	
LEAKAGE CURRENT	--	0.01 mA max.	
INDICATOR	Red LED		Green LED
CABLE	ø2.8, 2C, PVC	ø2.8, 3C, PVC	
OPERATING FREQUENCY	200 Hz	1000 Hz	
MAGNET REQUIREMENT (NOTE 2)	50 Gauss	40 Gauss	
TEMPERATURE RANGE	-10~70°C		
SHOCK (NOTE 3)	30 G	50 G	
VIBRATION (NOTE 4)	9 G		
ENCLOSURE CLASSIFICATION	IEC 529 IP 67		
PROTECTION CIRCUIT (NOTE 5)	1	3,4	


NOTE:

1. WARNING: Never exceed rating (Watt=Voltage x Amperage). Permanent damage to sensor will occur.
2. Measuring standard target: ø15.5Xø8X5t (Anisotropy rubber magnet)
3. Sin wave / X, Y, Z 3 directions / 3 times each direction / 11 ms each time.
4. Double amplitude 1.5 mm / 10Hz~55Hz~10Hz (Sweep 1 min) / X, Y, Z 3 directions / 1 hour each time.
5. 1=None / 2=Short-circuit / 3=Power Source Reverse polarity / 4=Surge Suppression

■ MOUNTING CLAMPS



BK Series
 (See Page 2-34)



Pressure Switch

Magnetic Switch

Circular Connector